

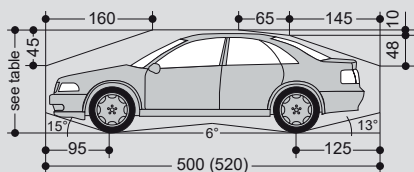
TT4.5 (TT4.5-R)

► Car Turntable

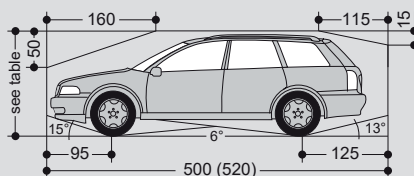
Dimensions

- All dimensions specified are the minimum, finished dimensions.
- Tolerances for the dimensions $^{+3}_{0}$ ①
- Dimensions are in cm.
- Evenness of the carriageway floor are strictly in accordance with DIN 18202, chart 3, line 3.

Standard passenger car (L)




Standard station wagon (K)



Standard passenger cars are vehicles without any sports options such as spoilers, low-profile tires, etc.

Parking possibilities

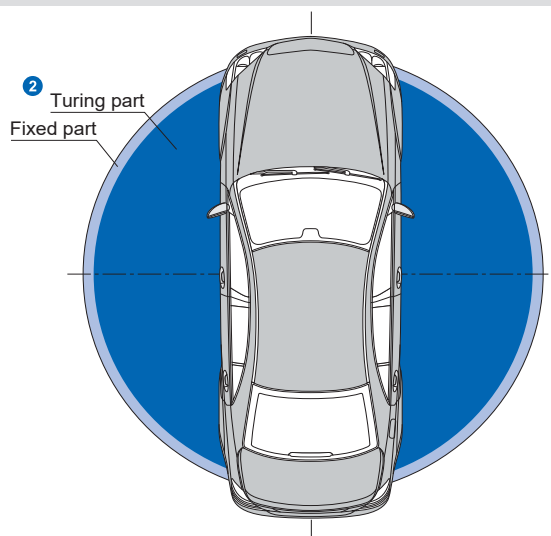
	TT4.5 (Standard)	TT4.5-R (Reinforced)
Length in cm	max. 500	max. 500
Weight in kg	max. 2500	max. 3500
Wheel load in kg	max. 625	max. 875



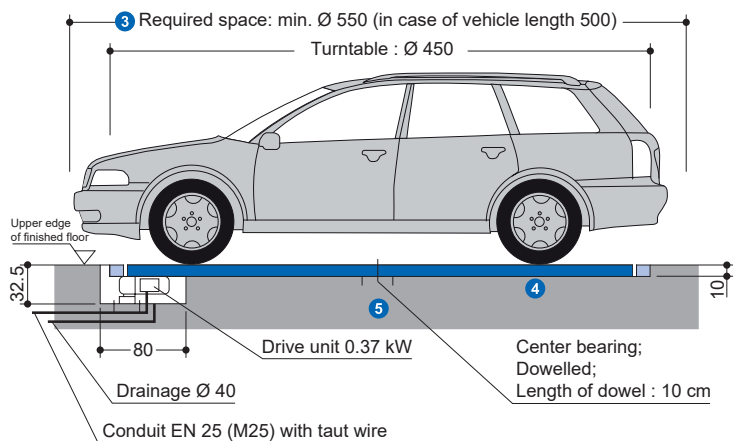
► Specification

- Diameter 4.5 m (other diameters on request)
- 360 degree rotation clockwise and counter clockwise
- The turntable rotates 1 x 360° in 45 seconds ($n = 1.33/\text{min}$)
- Underground installation
- Horizontal access
- TT4.5 (Standard) : Load capacity = 2500 kg
- TT4.5-R (Reinforced) : Load capacity = 3500 kg
- 2-channel radio remote control
- Automatic greasing system

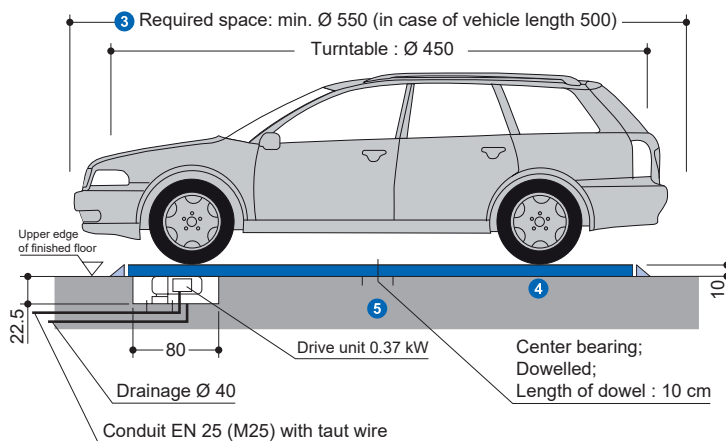
► Car Turntable - TT4.5



► TT4.5 (below floor level)



► TT4.5 (above floor level)



► Notes

- ① To comply with the minimum finished dimensions, the tolerances according to VOB, Part C (DIN 18330 and 18331) and DIN 18202 must also be considered.
- ② Galvanized textured sheet on the Turntable as standard (stainless steel textured sheet against a surcharge).
- ③ Please observe that there must be a safe distance of 25 cm between the car's outer contour and the fixed parts of its surroundings on all sides (e.g., car length 500 cm = 550 cm turning radius).
- ④ The turntable can be installed with a maximum 2 % slope (in the required direction).

Page 1
Sections,
dimensions,
car data

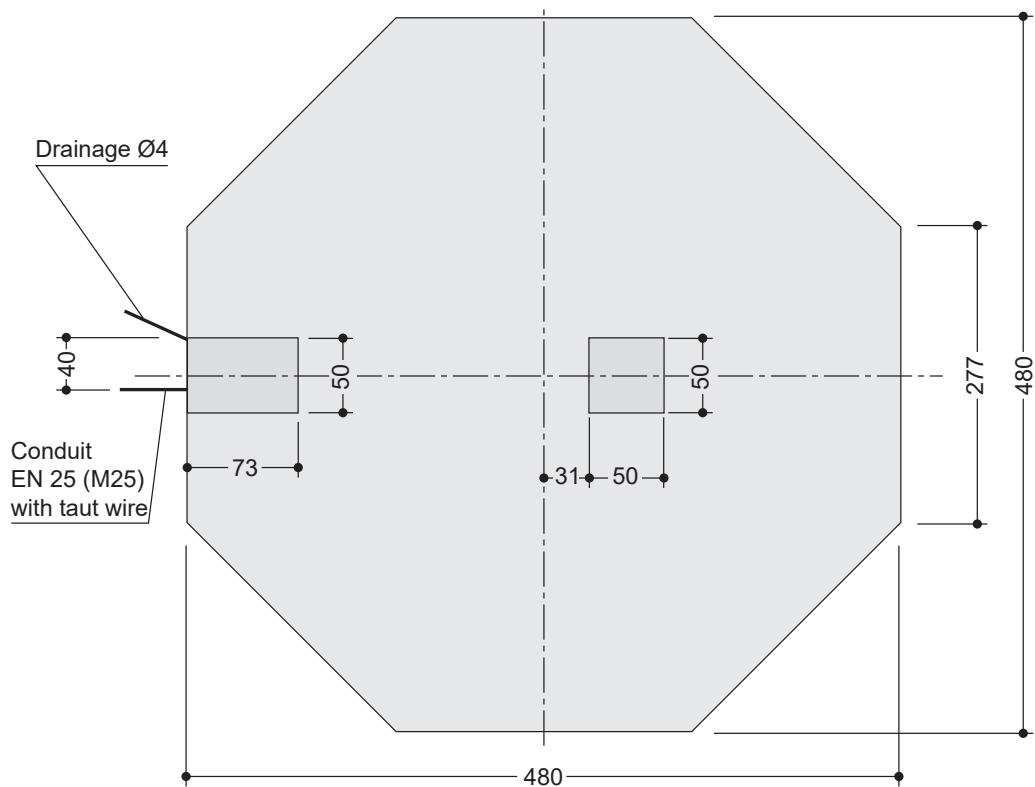
Page 2
Foundation
dimensions

Page 3
Electrical
installation,
Technical
hint

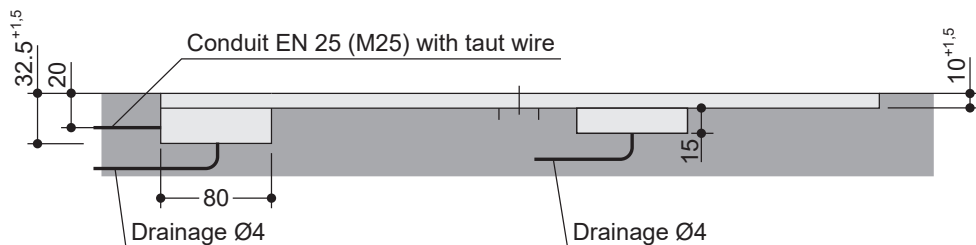
Page 4
Facilities from
customer,
Description

- 5 The underground section is to be appropriately load-bearing. Surface pressure amounts to approx. 20 N/cm². **swiss-park** recommend a C20/25 cement slab underground section having a minimum thickness of 15 cm. Alternatively, asphalt or concrete slabs are also possible.
- 6 **swiss-park** recommends that the turntable is locked firmly down onto the underground section. This can be done by means of dowels, anchor fastenings, floor braces or similar.
- 7 Operation is via dead man's control push-button (left turn/right turn).
- 8 After installation, the area between the pit edge and the outer ring of the turntable must be filled with concrete performed by the customer.

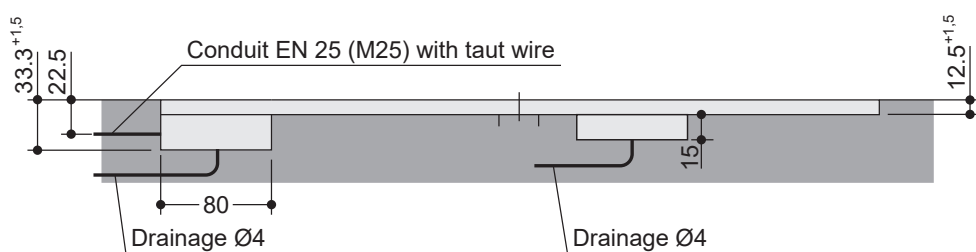
► Foundation dimensions for turntable below floor level



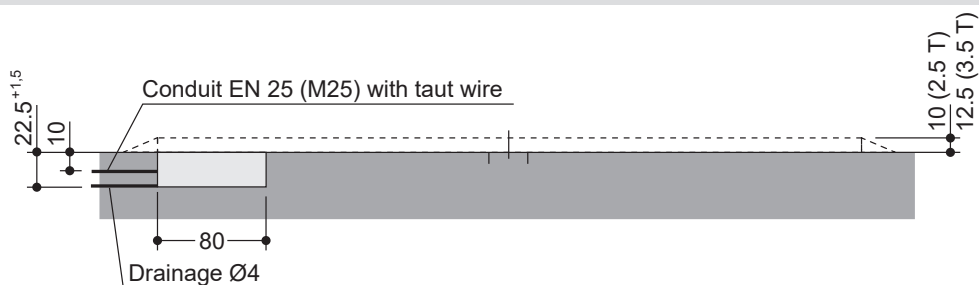
TT4.5 - 2.5 T



TT4.5-R - 3.5 T

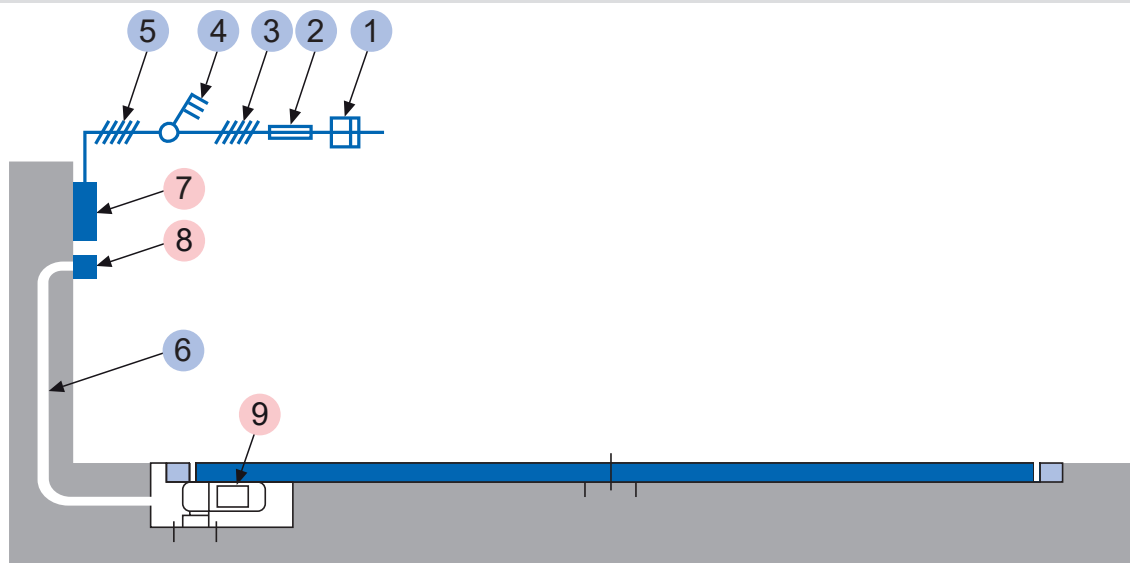


► Foundation dimensions for turntable above floor level



HINT : For turntable above floor level model, only pit for the drive unit is required (80 x 50 x 22.5).

► Electrical installation



Electrical data

to be performed by the customer

No.	Qty.	Description	Position	Frequency
1	1	Electricity meter	in the supply line	
2	1	Main fuse: 3 x fuse 10 A (slow) or circuit breaker 3 x 10 A (trigger characteristic K or C)	in the supply line	1 per unit
3	1	Supply line 5 x 1.5 mm ² (3 PH + N + PE) with marked wire and protective conductor	to main switch	1 per unit
4	1	Lockable main switch	defined at the plan check	1 per unit
5	1	Supply line 5 x 1.5 mm ² (3 PH + N + PE) with marked wire and protective conductor	from main switch to control box	1 per unit
6	1	Conduit EN 25 (M25) with taut wire	from control box to pit	1 per system

Electrical data

included in delivery of **swiss-park**

No.	Designation
7	Control box
8	Operating device
9	Gear motor unit 0.37 kW, three phase current, 230/400 V, 50 Hz

► Technical hint

Usage area

As a standard, the **swiss-park** turntable is suitable for bringing the vehicle to a desired driving position in the smallest possible space.

CE certification

The systems offered correspond to DIN EN 14010 and the EC Machinery Directive 2006/42/EG.

Building application documents

According to LBO and GaVo (garage regulations), the **swiss-park** turntables are subject to approval. Please observe the local rules and regulations.

Available documents

- Maintenance offer/contract
- Declaration of conformity

Environmental conditions

Ambient conditions for the areas around **swiss-park** turntables:

- Temperature range -10 °C to +40 °C
- Relative humidity of 50% at a maximum outside temperature of +40 °C.

If the local circumstances differ from the above, please contact **swiss-park**.

Care & Protection

To avoid corrosion damage, please follow separate cleaning and care instructions (as per the “Corrosion protection” sheet).

Noise

Low running noise due to ball bearing rollers.

User noises are the noises that can be influenced by individual users of our **swiss-park** systems. These are created during the accessing of the pallet, slamming of vehicle doors, engine, and brake noise.

Note

- It is prohibited to work on vehicles that are currently parked on the turntable
- The parked vehicle must be protected against the unintentional movement, in accordance with the operating instructions
- The transport of any persons on the turntable is only permitted when seated inside the vehicle

► Facilities to be provided by the customer

Safety barriers

During the turntable construction, in accordance with DIN EN ISO 13857, safety barriers are to be placed around the systems where there are roadways.

Building services

Ventilation, fire extinguishing and fire alarm systems, as well as clarification and compliance with the relevant regulatory requirements.

Lighting

The customer must observe local regulations pertaining to the illumination of parking spaces and roadways. In accordance with DIN EN 12464-1 'Light and lighting - Lighting of work places', an illumination level of min. 200 lx is recommended for the parking spaces and operating area of the system

Drainage

We recommend drainage as per the above plan. The flooring may be inclined from the centre to the sides. For reasons of environmental protection, we recommend painting the pit floor, and providing oil and petrol separators in the connections to the public sewage network.

Construction

Foundation for the turntable, empty conduit EN 25 with taut wire between drive pit and the cabinet box, Drainage and concrete filling after installation.

Electrical supply to the control panel

The customer must lay the supply line 5 x 1.5 mm² to the control panel, depending on line layout, line length or system size, a larger cross-section may be required. DIN VDE 0100 and other relevant local standards must be observed. The functional capability can be checked by our engineers on site, in conjunction with the electrical engineer. If this is not possible during assembly for reasons attributable to the customer, the customer must commission an electrician.

Power supply: three-phase 230/400 V/50 Hz with neutral and ground wire (other voltage networks, voltage or frequency are possible after the technical checking by **swiss-park**).

If the following are not included in the quotation, they will also have to be provided/paid for by the customer:

- Costs for final technical approval by an authorized body

► Description

General description

- **swiss-park** turntables are for rotating the vehicle to a desired driving position in the smallest possible space.
- Dimensions according to the underlying pit, width and height dimensions
- The turntable consist of individual segments that are screwed together to form a frame. This frame is equipped with ball bearings and (in accordance with the static requirements for coverage) maintenance-free rollers with ball bearings, which allow low-noise movement of the turntable.
- These rollers are placed on the circular U-profile frame, which is mounted securely to the floor using dowelled joints. Additional concrete brackets are welded to the sides.

swiss-park turntable consisting of:

- Galvanized frames
- Table covered with galvanized textured sheet metal
- Screws, nuts and plates

Drive unit :

- Three-phase geared motor using frictional resistance (0,37 kW, IP 55, 230/400 V, 50 Hz)
- Rotates 1 x 360° (n = 1,33/min) in 45 seconds
- In the event of a power failure, the Turntable can be rotated manually by releasing the motor brake
- The motor is supported in a special compensator with adjustable contact pressure

Operation :

- A dead man's control push-button is used for operation
- The power feed supplied by the customer can be interrupted using a lockable main switch

Options :

- 2-channel radio remote control
- Proximity switch (radar)
- Safety light barriers (infrared)

We reserve the right to change these specifications without notice!

swiss-park reserves the right, in the course of technical and technological progress, to use newer or different technologies, systems, processes, procedures, or standards than those originally offered and ensure that the customer does not incur any disadvantage.

Page 1
Sections,
dimensions,
car data

Page 2
Foundation
dimensions

Page 3
Electrical
installation,
Technical
hint

Page 4
Facilities from
customer,
Description